

## Frequencies

[DataSet2] C:\Documents and Settings\carleton.seal\My Documents\Marketing\LNS 2005\SPSS Files\FtLeonardWood.sav

### Statistics

		52. In the past 12 months, how often have you voluntarily participated in: [Dancing]	52. In the past 12 months, how often have you voluntarily participated in: [Entertaining Guests at Home]	52. In the past 12 months, how often have you voluntarily participated in: [Happy Hour/Social Hour]	52. In the past 12 months, how often have you voluntarily participated in: [Night Clubs/Lounges]
N	Valid	1027	1037	1022	1027
	Missing	220	210	225	220
Mean		1.35	2.04	1.31	1.36
Std. Deviation		.706	1.024	.694	.734

## Frequency Table

52. In the past 12 months, how often have you voluntarily participated in: [Dancing]

		Frequency	Percent	Valid Percent	Cumulative Percent
Valid	Did not participate	782	62.7	76.1	76.1
	Less than once per month	152	12.2	14.8	90.9
	1 to 3 times per month	70	5.6	6.8	97.8
	4 or more times per month	23	1.8	2.2	100.0
	Total	1027	82.4	100.0	
Missing	System	220	17.6		
Total		1247	100.0		

**52. In the past 12 months, how often have you voluntarily participated in: [Entertaining Guests at Home]**

		Frequency	Percent	Valid Percent	Cumulative Percent
Valid	Did not participate	423	33.9	40.8	40.8
	Less than once per month	245	19.6	23.6	64.4
	1 to 3 times per month	270	21.7	26.0	90.5
	4 or more times per month	99	7.9	9.5	100.0
	Total	1037	83.2	100.0	
Missing	System	210	16.8		
Total		1247	100.0		

**52. In the past 12 months, how often have you voluntarily participated in: [Happy Hour/Social Hour]**

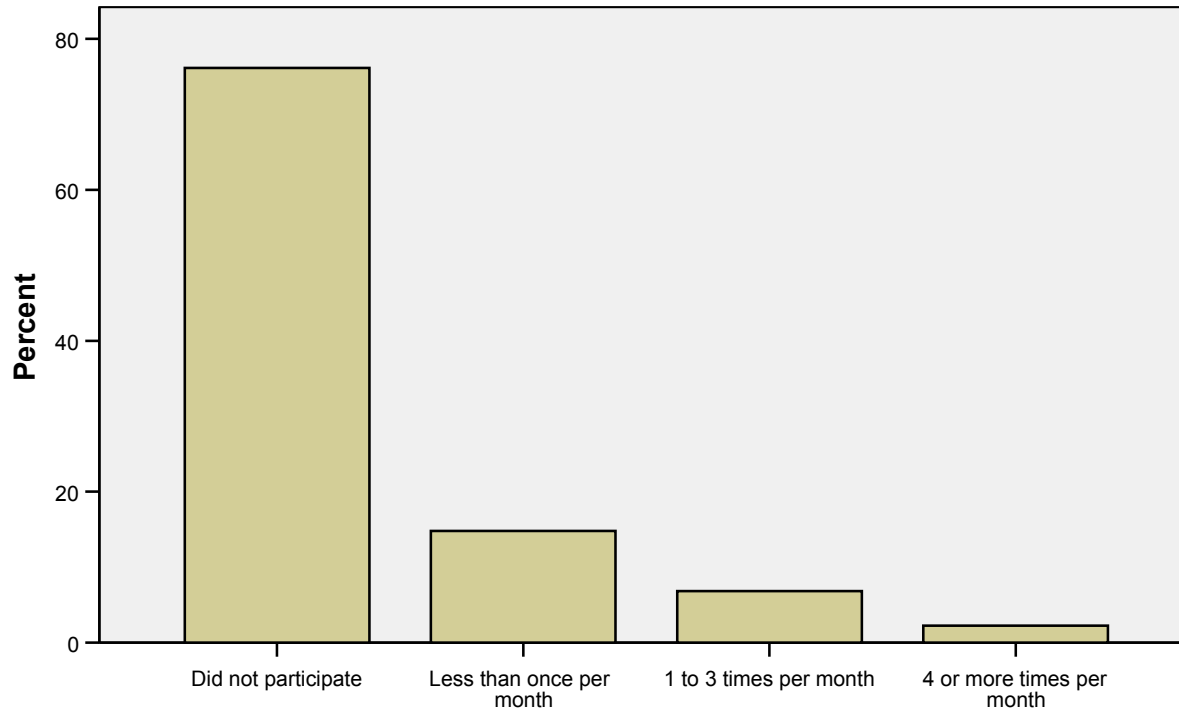
		Frequency	Percent	Valid Percent	Cumulative Percent
Valid	Did not participate	813	65.2	79.5	79.5
	Less than once per month	123	9.9	12.0	91.6
	1 to 3 times per month	61	4.9	6.0	97.6
	4 or more times per month	25	2.0	2.4	100.0
	Total	1022	82.0	100.0	
Missing	System	225	18.0		
Total		1247	100.0		

**52. In the past 12 months, how often have you voluntarily participated in: [Night Clubs/Lounges]**

		Frequency	Percent	Valid Percent	Cumulative Percent
Valid	Did not participate	786	63.0	76.5	76.5
	Less than once per month	139	11.1	13.5	90.1
	1 to 3 times per month	74	5.9	7.2	97.3
	4 or more times per month	28	2.2	2.7	100.0
	Total	1027	82.4	100.0	
Missing	System	220	17.6		
Total		1247	100.0		

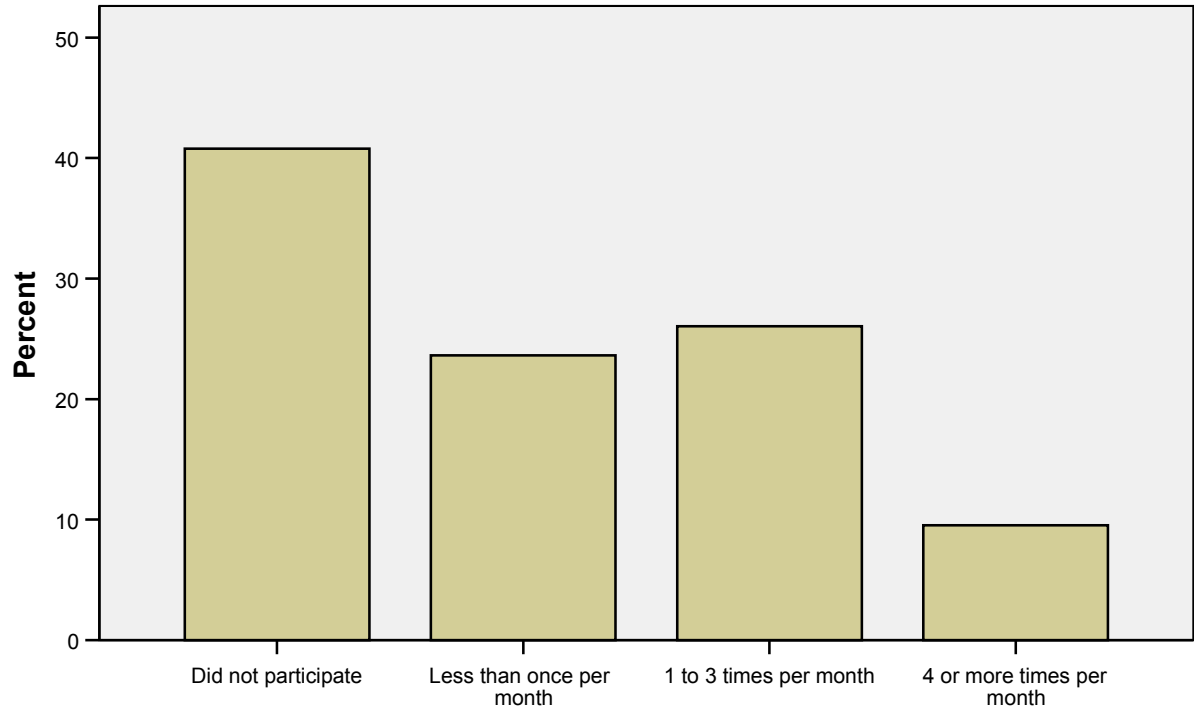
## Bar Chart

52. In the past 12 months, how often have you voluntarily participated in:  
[Dancing]



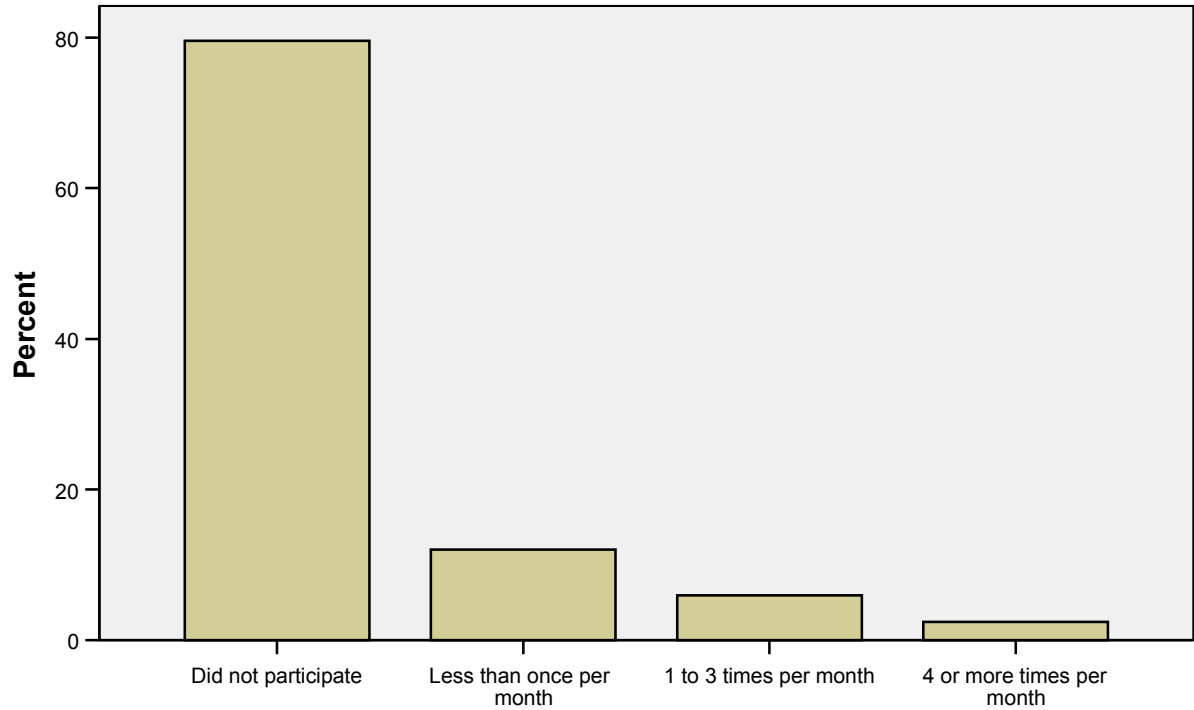
52. In the past 12 months, how often have you voluntarily participated in:  
[Dancing]

**52. In the past 12 months, how often have you voluntarily participated in:  
[Entertaining Guests at Home]**



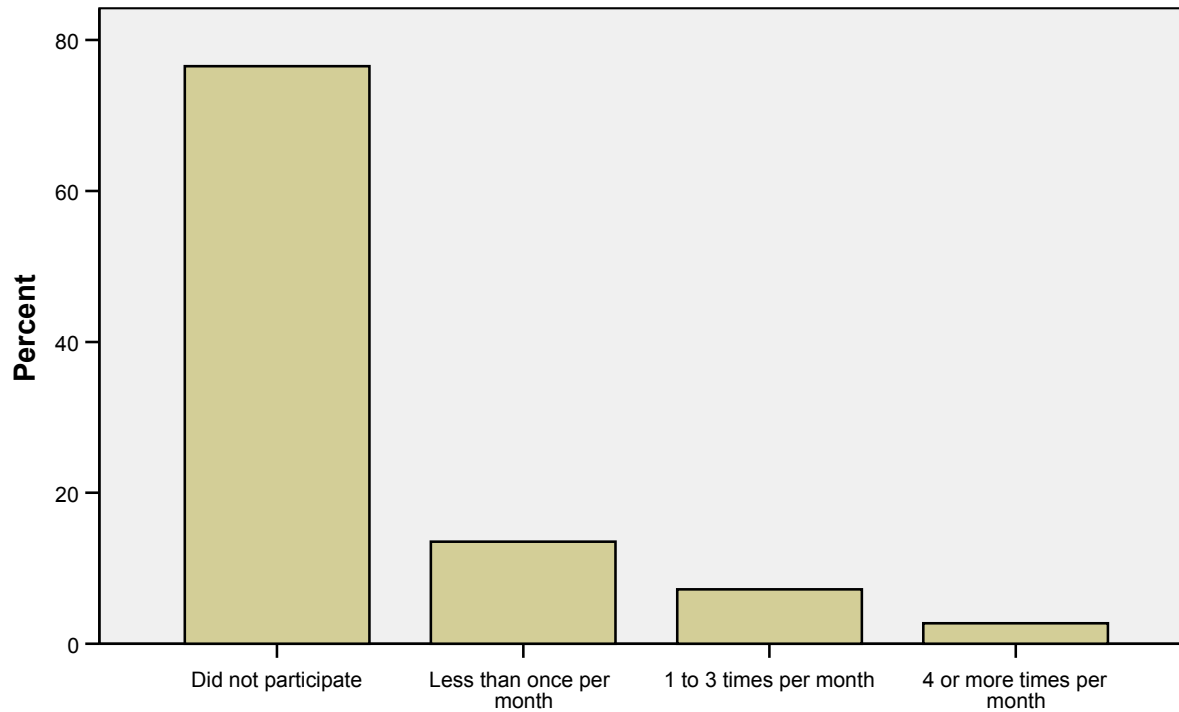
**52. In the past 12 months, how often have you voluntarily participated in:  
[Entertaining Guests at Home]**

**52. In the past 12 months, how often have you voluntarily participated in:  
[Happy Hour/Social Hour]**



**52. In the past 12 months, how often have you voluntarily participated in:  
[Happy Hour/Social Hour]**

**52. In the past 12 months, how often have you voluntarily participated in:  
[Night Clubs/Lounges]**



**52. In the past 12 months, how often have you voluntarily participated in:  
[Night Clubs/Lounges]**